

X501

DLP® Projector

A Powerful Performer



4500 Lumens, XGA Resolution



Installation flexibility, 1.6x Optical Zoom



Ultimate Control - Full support for Crestron, Extron, AMX, PJ-Link and Telnet LAN commands



Extensive features - Full 3D, PC-Free / LAN Presentations



X501

High brightness, excellent connectivity and amazing colours ensure the Optoma X501 installation projector is the perfect choice for any large venue or conference room.

Exceeding the demands of 21st century, the X501 is packed with wide array of features to make presenting both easier and more exciting than ever before...

The environmentally friendly X501 has energy saving features including Eco+ lamp power management, <0.5W standby mode and auto power off, saving you both time and money. Our unique Optoma Colour Guarantee ensures hassle-free, long-lasting projection.

EFFORTLESS PRESENTING

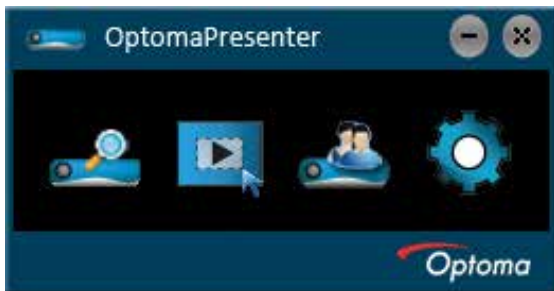
Enjoy hassle-free presenting using the USB Reader to project a JPEG presentation directly from a USB flash drive.



Alternatively view up to 4 PC/Laptops side-by-side at the same time, using the free Optoma Presenter software...



...or even broadcast your presentation across a wired/wireless network to as many as 8 projectors simultaneously.



Wireless support requires the optional Optoma mini-WiFi dongle accessory, available separately.



DICOM SIMULATION MODE

Designed specifically for larger meeting rooms and lecture theatres, the X501 includes a special DICOMsim mode that has been specially tuned for viewing greyscale images, perfect for viewing X-rays and scans during medical training.*




*The X501 is not suitable for use in medical diagnosis.

3D TECHNOLOGY

Using the inherent speed of DLP® technology, Optoma Full 3D projectors can output video and images at an astonishing rate of 120Hz, allowing you to show full screen, full colour, stereoscopic 3D. The 3D effect is generated by splitting this signal into two standard video streams, one for each eye. Using DLP® Link™ technology, the 3D glasses synchronise with the image on screen to filter each stream to the correct eye. Your brain then combines the two streams to make them jump into life.

The X501 supports multiple 3D formats from various devices such as PC, Blu-ray 3D™, Sony® PS3, Microsoft® Xbox 360 or 3D TV broadcast systems.



The most intuitive way to present

Instantly present from your phone or tablet using the free App: VueMagic. Available for both Android and iOS devices, VueMagic. gives you the freedom to move around the room, share ideas and connect with your audience like never before, to create a more collaborative experience for everyone.



Use your device's touch screen to browse, flick between slides and pinch-to-zoom.

SCAN BARCODE TO DOWNLOAD VUEMAGIC



iPhone/iPad



Android



MOBILE VIDEO STREAMING

Stream your mobile device's camera feed directly to your projector to turn it into a portable visualiser; Ideal for sharing ideas with larger groups.




EMPHASISE THE KEY POINTS

Annotate directly onto your presentations in multiple colours, either freehand or using the tools provided.




EXTENSIVE CONNECTIVITY

The X501 accepts a wide variety of computer and video input signals. Connectivity includes: HDMI, DVI-D, dual VGA (Component via adaptor), S-Video, Composite, USB Reader, VGA-Out, RS232, RJ45 and +12V trigger. In addition the optional Wi-Fi accessory can be securely connected to a dedicated hidden USB port.

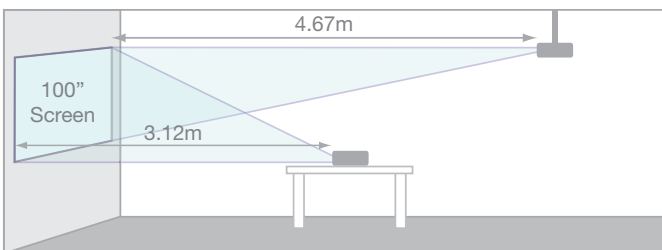


Five audio inputs for HDMI, PC, video and microphone sources enable the X501 to function not only as an audio switcher and volume controller, but also as a basic PA system for larger meeting rooms; thereby eliminating complicated and costly additional audio hardware and cabling.



EASY INSTALLATION WITH 1.6X ZOOM

The X501 can project a 100" diagonal image from any distance between 2.82m to 4.59m to greatly increase your installation flexibility.



CLEAR, FOCUSED IMAGES

DarkChip3™ from Texas Instruments, combined with Eco+ dynamic lamp technology produce a stunning 15,000:1 contrast ratio for pin sharp graphics and crystal clear text. Crisper whites, ultra-rich blacks makes images come alive and text easier to read - ideal for business and education presentations.



15,000:1 Contrast Ratio

AMAZING COLOURS

The X501 incorporates BrilliantColor™ technology to produce stunningly bright images with perfectly balanced, life-like colours.



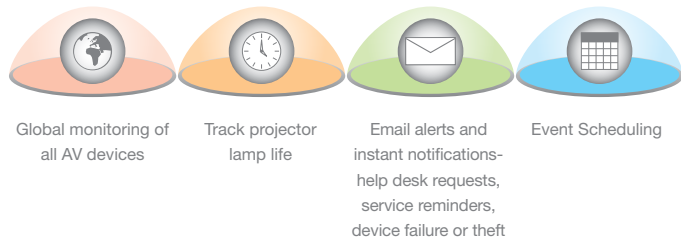
X501



SYSTEM INTEGRATION AND CONTROL

Using the free Crestron Roomview software, multiple X501 can be monitored over LAN and also provide the user with an email message alert in case an error occurs or a lamp fails. Cut up to 30% from your energy bills using 24-hour automated power scheduling to ensure that projectors power off when not in use.

The web browser interface and full support for Extron's IP Link, AMX dynamic device discovery and PJ-Link protocols, allow almost all aspects of the X501 to be controlled across a network, reducing installation costs and keeping you in control, wherever you are. While RS-232 connectivity ensures legacy support for existing control systems.




EASY LAMP REPLACEMENT

In applications requiring smooth continuous operation, minimising service time is essential. The X501 lamp can quickly be replaced without the need to remove the projector from where it is installed.

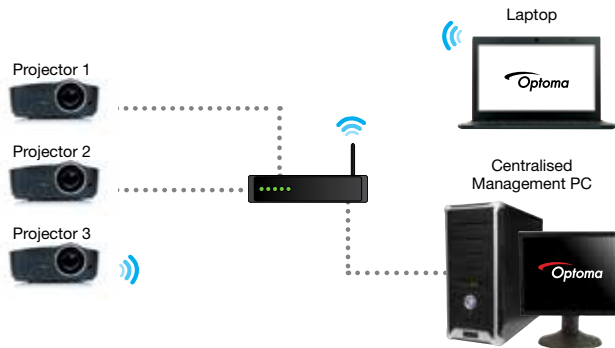


+12V TRIGGER

Power on both your projector and screen at the touch of a single button. For ultimate convenience, connect an Optoma electric screen directly to your X501.



For more info on Optoma screens, please visit www.optomaeurope.com



Download Crestron RoomView® Express software from:
www.crestron.com/getroomview

EXTRA FEATURES

Direct & Signal Power ON – Start up time can be significantly reduced if standby mode is bypassed, eliminating the need to use the 'Power' button on the remote control or the projector keypad.



Direct Power ON switches the projector on when the power cable is inserted into an active power outlet.



Signal Power On switches the projector on when an active VGA source is connected to the unit.



Key pad lock – once enabled prevents unauthorised adjustments ensuring the projector can only be controlled via the remote control.



Logo capture – customise your start up screen



Easy to use remote with laser pointer, mouse control and direct source selection

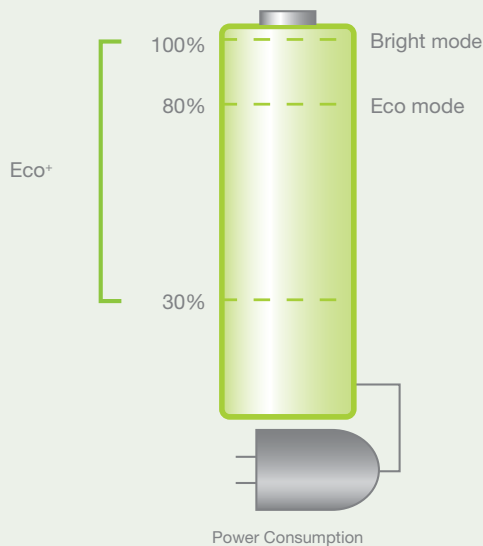


GREEN SOLUTIONS

ECO+ TECHNOLOGY FROM OPTOMA INCREASES OUR COMMITMENT TO REDUCING THE IMPACT WE ALL MAKE ON THE ENVIRONMENT

ECO+ MODE

Saving energy, saves money! Eco+ technology reduces the power consumption to as little as 30%. This intelligent feature also has a positive effect on the lamp life, increasing it up to 70% while lowering the total cost of ownership and reducing maintenance*.



Dynamically adjusts the brightness and power consumption



Bright scene
~100% Power consumption



Dark scene
~ 30% Power consumption

AUTO POWER OFF

There may be instances when the projector is left running when not in use. To help save energy if the projector is left running and no source is detected, the "Auto Power Off" feature automatically turns off the projector after a set period of time.

ECO AV MUTE

Stay in control of your presentation with the Eco AV mute feature. Direct your audience's attention away from the screen by blanking the image when no longer needed. This also instantly reduces the power consumption to 30%, further prolonging the life of your lamp.



Eco AV mute off
100% Power consumption



Eco AV mute on
30% Power consumption

ENVIRONMENTALLY FRIENDLY

To achieve the maximum lamp life, the projector should be operating in Eco+ mode and the auto power off feature should be enabled to automatically switch off the projector if it is accidentally left on. Enabling the <0.5W standby mode ensures the minimum energy consumption when the projector is not switched on.



We know that improving our products is the best way to reduce our impact on the environment. That's why at Optoma, we design our products to have a long usable life, use fewer materials, ship with the minimum packaging and be free of all possible toxic substances. Naturally, energy efficiency and being recyclable are built in at the design stage. With each new product, we strive towards minimising our environmental impact. For full details of Optoma Project Green please visit our website.

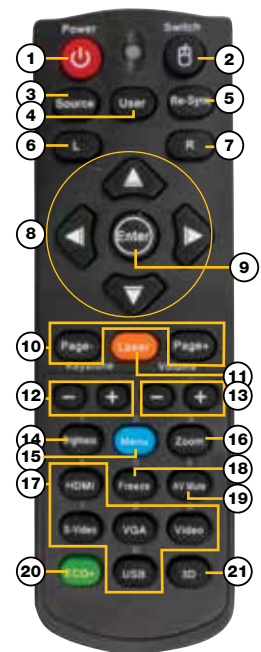
EASY TO USE REMOTE CONTROL

X501 SPECIFICATIONS

Native Resolution	XGA (1024 x 768)	
Display Technology	0.55" XGA, DC3 chip DLP® Technology by Texas Instruments	
Brightness - BRIGHT mode ¹	4500 ANSI Lumens	
Contrast	15,000:1	
Noise Level	27dB (Eco+ mode min)	
Lamp Life ²	4000 hr Eco+ Mode / 2500 hr Bright Mode	
Projection Lens	Throw Ratio	1.39~2.26:1
	Focus / Zoom Type	Manual Focus / 1.6x Manual Zoom
	F Number	2.58 ~ 3.4
	Focal length	15.94~25.5 mm
Projection Distance	1.2 - 10m	
Image Size	0.76 - 7.62m (30" - 300") Diagonal 16:10	
Offset	115%	
Weight / Dimensions (W x D x H)	4.5Kg / 386 x 280 x 162mm (inc. feet)	
INPUTS	HDMI (1.4a 3D support)	
	DVI-D (HDCP supported)	
	2 x VGA (15 pin D-Sub)	
	S-Video (4 pin Mini DIN)	
	Composite (RCA)	
	USB-B (Display)	
	2x USB-A (Reader / WiFi)	
CONTROL	3x Audio In (3.5mm jack / RCA)	
	RJ45 (Crestron/Extron/PJ-Link/Telnet) [Operation during standby mode - ECO standby must be set to off]	
OUTPUT	VGA Out (PC monitor loop-through) +12V trigger (3.5mm jack)	
	Audio Out (3.5mm jack) USB (Remote Mouse)	
Audio	30W (2 x 15W)	
Aspect Ratio	4:3 Native, 16:9 / 16:10 Compatible	
Keystone Correction	Vertical ±40°	
On Screen Display	18 Languages: English, German, French, Italian, Spanish, Portuguese, Polish, Dutch, Russian, Finnish, Swedish, Greek, Norwegian/Danish, Hungarian, Czech, Turkish, Arabic & Farsi	
Compatible Resolutions	UXGA, SXGA+, HD, WXGA, XGA, SVGA	
2D Video Compatibility	PAL, SECAM 576i/p, NTSC 480i/p, HD 720p/1080i/1080p	
3D Video Compatibility	Mandatory HDMI 1.4 3D formats, 120Hz frame sequential (up to 720p)	
3D Viewing	Requires Optoma DLP® Link™ active shutter glasses – sold separately	
Uniformity	85%	
Displayable Colours	1.07 Billion	
Horizontal Scan Rate	15 - 91kHz	
Vertical Scan Rate	24 - 120Hz	
Power Supply	100 - 240V, 50 - 60Hz	
Power Consumption	345W Bright mode, 279W Eco mode <0.5W standby mode	
	325W ECO mode <0.5W Standby mode	
Security	Kensington Lock Port, Password Protection, Keypad Lock, Security Bar	
Standard Accessories	AC power cord, VGA cable, Infra-red remote control, Batteries x 2, Quick start card, WEEE card, Warranty card	
RoHS	Compliant	
Lamp Warranty	6 months or 1000 hours - whichever comes sooner	
Warranty	Warranty may vary by country. Please see www.optoma.com or ask your local supplier for details	
Colour Guarantee ³	5 Years	

X501 Remote Control

- Power
- Remote Mouse (On/Off)
- Source
- User assignable
- Re-sync
- Remote Mouse (Left click)
- Remote Mouse (Right click)
- Up/Down/Left/Right
- Enter
- Remote Mouse (Page +/-)
- Laser
- Keystone
- Volume
- Brightness
- Menu
- Zoom
- Direct source selection
- Freeze
- AV Mute
- Eco+
- 3D



X501 Connections

- RS-232C
- VGA Out
- S-Video
- USB-B (Mouse)
- HDMI (1.4 3D supported)
- DVI-D
- USB-B (Display)
- RJ-45
- USB-A (Reader)
- Video
- VGA 1
- VGA 2
- Audio In (S-Video / Video)
- Audio In (VGA 1)
- Audio Out
- Microphone In
- +12V Trigger
- Kensington™ Lock

Exceptional Connectivity/Multiple Terminals



X501 Throw Distance					
Image diagonal (inch)	Image width (m)	Image height (m)	min throw distance (m)	max throw distance (m)	
50	1.02	0.76	1.41	2.30	
60	1.22	0.91	1.69	2.76	
70	1.42	1.07	1.98	3.21	
80	1.63	1.22	2.26	3.67	
100	2.03	1.52	2.82	4.59	
120	2.44	1.83	3.39	5.51	
200	4.06	3.05	5.65	9.18	
250	5.08	3.81	7.06	11.48	
300	6.10	4.57	8.47	13.78	

For guide purposes only

X501 is capable of 16:9 / 16:10 aspect ratio projection. When projecting a 16:9/16:10 image the image sizes, screen height and offset information will differ.

Optoma Europe Ltd.

42 Caxton Way, Watford Business Park, Watford, Hertfordshire, UK. WD18 8QZ

www.optoma.com



Power consumption values listed are typical during normal use. Maximum power consumption values are approximately 10% higher. ¹Brightness and lamp lifetime will vary depending on selected projector mode, environmental conditions and usage. As is common with all lamp based projectors, brightness will decrease over the lamp lifetime. ²Typical lamp life achieved through testing. Will vary according to operational use and environmental conditions. ³Optoma guarantees that in normal use, Optoma DLP® colour quality will be indistinguishable from when new. Exclusions: (a) Guarantee is voided if the projector is subject to damage through misuse. (b) Guarantee may be void in industrial or commercial entertainment environments where dust or smoke is excessive (c) Guarantee will not apply if lamp brightness is below 50% due to wear or if the projector is not working due to other faults. (d) Over time worn lamps within all projector types will show a slight colour variance. Copyright © 2013, Optoma Europe Ltd. All other product names and company names used herein are for identification purposes only and may be trademarks or registered trademarks of their respective owners. Crestron®, the Crestron and RoomView® logo are registered trademarks of Crestron Electronics, Inc. Errors and omissions excepted, all specifications are subject to change without notice. DLP®, BrilliantColor™ and the DLP logo are registered trademarks of Texas Instruments. All images of products are for representation purposes only. Whilst every care is taken to provide accurate images of our products, actual products may differ slightly. Some product images may have been digitally altered by us to add an Optoma logo to the front panel. Optoma reserves the right to amend or alter actual product or product images without notice. Some images may be simulated.