



# EX785

DLP® Projector

## Powerful performance

-  High brightness projector, astonishing 5000 ANSI Lumens
-  Easy installation using lens shift. Centre lens design
-  Optional lenses for a range of room applications
-  Crestron RoomView® – RJ45 control and monitoring
-  Extensive Connectivity
-  Environmentally friendly design <1W standby mode
-  Optoma EX785 filter-free design – virtually no maintenance



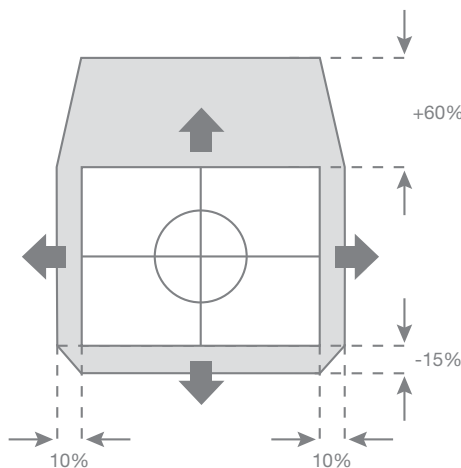
## Powerful Installation Projector

The Optoma EX785 has almost limitless installation possibilities, its combination of high performance and brightness means it achieves perfect images in most environments. Using centre lens design, full lens shift and interchangeable lens options, the flexible and powerful EX785 is a truly versatile installation solution.

Boasting an astounding 5000 ANSI Lumens, perfect for conferencing facilities, large auditoriums, halls and bars, its true brilliance must be experienced. Meeting the highest standards of installation projectors, the EX785 creates seamless, smooth and radiantly bright corporate presentations, videos and movies.

### LENS SHIFT

The EX785 handles a variety of installation challenges that come with large halls, conferencing facilities, auditoriums and bars. Lens shift aligns the projected images centrally on screen and can be adjusted horizontally or vertically without moving the unit.



### RS232 CONTROL

The extensive RS232 command set makes it simple and easy to control the EX785 with any control system.

### AMX Compatibility – Dynamic Discovery

Protocol is incorporated into the EX785. This feature allows for easy installation with AMX control systems.



### EXTENSIVE CONNECTIVITY

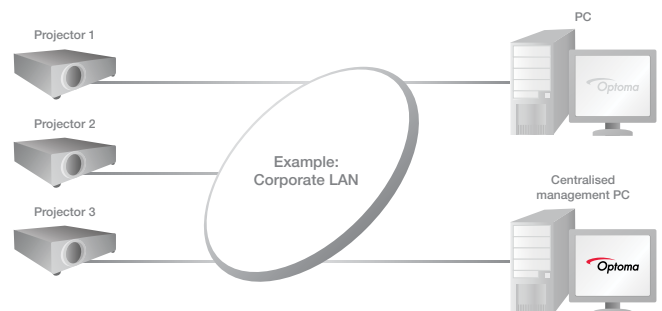
This native XGA projector accepts a wide variety of computer and video input signals. Connectivity includes: 5BNC, HDMI, DVI-D, Component Video, dual VGA (with SCART and YPbPr support), S-Video and Composite.

Five audio inputs for individual PC and video connections enable the EX785 to function as an audio switcher and volume controller, thereby eliminating complicated and costly additional audio hardware and cabling.

### CRESTRON ROOMVIEW® - NETWORK CONTROL

RoomView® software provides a custom configurable interface to monitor, manage and control every device in every room remotely from any computer.


- Manage up to 250 projectors at the same time (via master PC).
- Control and alter the projector settings using a simple web browser page, including OSD menu control.
- Set up email alerts for warning messages.
- Ideal for large installations in both in the educational and business environments.



Download Crestron RoomView® Express software from:  
[www.crestron.com/getroomview](http://www.crestron.com/getroomview)

### EXTRA FEATURES

- **Direct power on** - start up time is significantly reduced as standby mode is bypassed when the power cable is inserted into an active power outlet. This eliminates the need to use the 'Power' button on the remote control or the projector keypad.
- **Auto power off** - if after a pre-determined time the projector does not receive a signal, it will turn itself off automatically, conserving power and extending the life of the lamp.
- **Key pad lock** - once enabled, prevents unauthorised adjustments ensuring the projector can only be controlled via the remote control.
- **+12v Trigger** - electric screen control
- **Logo Capture** - customise your start up screen



## LENS

The centred lens design allows greater flexibility, ensuring the projector can be easily installed.

## OPTIONAL LENSES


Easily attached short and long throw lenses give you the option to install the EX785 in different sized locations.


The short throw lens with a throw ratio of 0.8:1 is ideal for rear-projection installations.


The STD throw lens with a throw ratio of 1.6 – 2.0:1 is ideal for standard installations

The long throw lens with a throw ratio of 2.0 – 3.0:1 is ideal for large conference rooms, auditoriums and any other large venue.

## EX785 PROJECTION DISTANCE TABLES (4:3 ASPECT RATIO)

with short throw lens - Throw ratio 0.8					
	Projection Distance (m)	Max. Horizontal Image Size (m)	Max. Vertical Image Size (m)	Max Diagonal Image Size (m)	Max Diagonal Image Size (inch)
	0.50	0.63	0.47	0.78	30.79
	0.60	0.75	0.56	0.94	36.94
	0.70	0.88	0.66	1.09	43.10
	0.80	1.00	0.75	1.25	49.26
	0.90	1.13	0.85	1.41	55.41
	1.00	1.25	0.94	1.56	61.57
	2.00	2.50	1.88	3.13	123.14
	3.00	3.75	2.82	4.69	184.71

with STD Lens - Throw ratio 1.6 - 2.0							
	Projection Distance (m)	Max. Horizontal Image Size (m)	Min. Horizontal Image Size (m)	Max. Vertical Image Size (m)	Min. Vertical Image Size (m)	Max Diagonal Image Size (m)	Max Diagonal Image Size (inch)
	1.50	0.94	0.75	0.70	0.56	1.17	46.18
	2.00	1.25	1.00	0.94	0.75	1.56	61.57
	3.00	1.88	1.50	1.41	1.13	2.35	92.36
	4.00	2.50	2.00	1.88	1.50	3.13	123.14
	5.00	3.13	2.50	2.35	1.88	3.91	153.93
	6.00	3.75	3.00	2.82	2.26	4.69	184.71
	7.00	4.38	3.50	3.29	2.63	5.47	215.50

with long throw Lens - Throw ratio 2.0 - 3.0							
	Projection Distance (m)	Max. Horizontal Image Size (m)	Min. Horizontal Image Size (m)	Max. Vertical Image Size (m)	Min. Vertical Image Size (m)	Max Diagonal Image Size (m)	Max Diagonal Image Size (inch)
	2.00	1.00	0.67	0.75	0.50	1.25	49.26
	4.00	2.00	1.33	1.50	1.00	2.50	98.51
	6.00	3.00	2.00	2.26	1.50	3.75	147.77
	8.00	4.00	2.67	3.01	2.01	5.00	197.03
	10.00	5.00	3.33	3.76	2.51	6.26	246.29
	12.00	6.00	4.00	4.51	3.01	7.51	295.54
	14.00	7.00	4.67	5.26	3.51	8.76	344.80
	16.00	8.00	5.33	6.02	4.01	10.01	394.06
	18.00	9.00	6.00	6.77	4.51	11.26	443.31
	20.00	10.00	6.67	7.52	5.01	12.51	492.57

## 3D TECHNOLOGY

Using the inherent speed of DLP technology, The Optoma EX785 can output video and images at an astonishing rate of 120Hz, allowing you to show full screen, full colour, stereoscopic 3D. The 3D effect is generated by splitting this signal into two standard video streams, one for each eye. Using DLP® Link™ technology, the 3D glasses synchronise with the image on screen to filter each stream to the correct eye. Your brain then combines the two streams to make them jump into life.

The 3D features of Optoma projectors can only be used with compatible 3D content. Typical applications include use with 3D educational or 3D design and modelling systems. Support for 3D TV broadcast systems, (SKY in the UK), Blu-ray 3D™ and 3D games from the Sony® PS3 or Microsoft® Xbox 360 will require the Optoma 3D-XL that is available separately. See website for updates.

**3D**  
Ready

**3D-XL**  
Ready

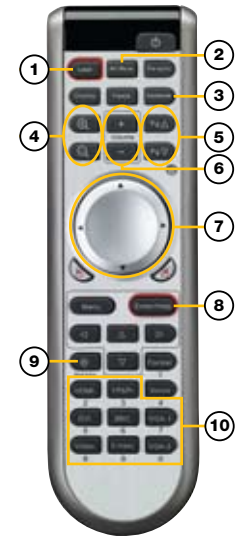
## EX785 SPECIFICATIONS

Brightness <sup>1</sup>	5000 ANSI Lumens
Contrast Ratio	2000:1
Native Resolution	XGA 1024 x 768
Compressed Resolution	Up to UXGA (1600 x 1200)
Noise Level	30/32dB (STD/BRIGHT mode)
Display Technology	0.7" XGA DC3 DLP® Technology by Texas Instruments
Aspect Ratio	4:3 Native, 16:9 Compatible
Throw Ratio	<b>Option 1</b> - Short Throw Lens: 0.8:1, Fixed zoom <b>Option 2</b> - STD Lens: 1.6 ~ 2.0:1, 1.25x zoom <b>Option 3</b> - Long Throw Lens: 2.0 ~ 3.0:1, 1.5x zoom
Projection Distance	<b>Option 1:</b> 0.5 ~ 3m <b>Option 2:</b> 1.5 ~ 7m <b>Option 3:</b> 2.0 ~ 20m
Keystone Correction	± 30° Vertical
Lens Shift Movement	-15 to +60% Vertical, ±10% Horizontal <b>Before installation please read EX785 install guide</b>
Aspect Ratio	4:3 Native, 16:9 compatible
INPUTS	HDMI (HDCP) Audio supported DVI-D (HDCP) HDMI via adaptor 5BNC (RGBHV/YPbPr) SCART via adaptor 2 x 15 Pin D-Sub VGA Component via adaptor  Component Video S-Video 4 Pin Mini Din Composite RCA Jack 3 x 3.5mm Mini Jack Audio computer inputs 2 x Stereo RCA Audio video inputs USB (remote mouse)
CONTROL	RS232 9 Pin D-Sub & RJ45 – Network Control [Operation during standby mode - ECO standby must be set to off]
OUTPUT	PC 15 Pin D-Sub VGA (monitor loop-through) [Supported through VGA 1 only. Operation during standby mode - ECO standby must be set to off] Audio Mini Jack 2 x +12v Trigger
Audio	2 x 5W Speaker
On Screen Display	17 Languages: English, German, French, Italian, Spanish, Portuguese, Polish, Dutch, Russian, Finnish, Swedish, Greek, Norwegian/Danish, Hungarian, Czech, Turkish & Arabic
Video Compatibility	PAL SECAM 625/576i/p, NTSC 525/480i/p, HD 720p/1080i/p
Uniformity	85%
Displayable Colours	134.2 Million
Dimensions (W x D x H)	430 x 340 x 181 mm (inc. feet), 430 x 340 x 164 mm (excl. feet)
Weight	8.6 kg (without lens)
Lamp Life <sup>2</sup>	2000/1500 hours (STD/BRIGHT mode)
Remote Control	Full function remote with mouse control, laser pointer and direct source selecting
Horizontal Scan Rate	15 – 100kHz
Vertical Scan Rate	43 – 120Hz
Power Supply	100 – 240V, 50 – 60Hz
Power Consumption	430W BRIGHT mode < 1W Standby mode 390W STD mode < 1W Standby mode
Operating Conditions Operating	5 - 35° C, 80% Humidity (Max), 3000m Altitude (Max)
Security	One Kensington Lock Port, Password Protection, Keypad lock
Standard Accessories	AC Power Cord, VGA Cable, full Function Remote, Batteries x 2, Lens cover, Quick Start Guide, CD User Manual, Warranty Card, WEEE Card
Optional Accessories	Short Throw Lens, STD Throw Lens, Long Throw Lens, SCART to VGA adaptor, Component to VGA adaptor
RoHS	Compliant
Lamp Warranty	6 months or 1000 hours – whichever comes sooner
Warranty	Warranty will vary by country. Please see <a href="http://www.optomaeurope.com">www.optomaeurope.com</a> or ask your local supplier for details
Colour Guarantee <sup>3</sup>	5 Years
3D Support	120Hz frame sequential 3D for resolutions up to 720p. 60Hz field sequential 3D for resolutions up to 480i
3D Viewing	Requires Optoma DLP® Link™ active shutter glasses – sold separately
3D Compatibility	The 3D features of Optoma projectors can only be used with compatible 3D content. Typical applications include use with 3D educational or 3D design and modelling systems. Support for 3D TV broadcast systems, (SKY in the UK), Blu-ray 3D™ and 3D games from the Sony® PS3 or Microsoft® Xbox 360 will require the Optoma 3D-XL that is available separately. See website for updates.

## EASY TO USE REMOTE CONTROL


### EX785 Remote Control

- 1 Laser
- 2 AV Mute
- 3 Vertical Keystone correction
- 4 Digital Zoom Control
- 5 Volume Control
- 6 Page Up/Down Control
- 7 Remote Mouse
- 8 Enter/Help
- 9 Brightness Adjustment
- 10 Direct Input Source Selection



### EX785 Connections

- 11 DVI-D
- 12 HDMI (audio supported)
- 13 USB (remote mouse)
- 14 RJ45
- 15 VGA 1 - SCART & Component
- 16 Audio In (VGA 1)
- 17 VGA In - Component
- 18 Audio In (VGA 2) & DVI
- 19 VGA Out
- 20 Audio Out
- 21 5BNC
- 22 Audio In (BNC)
- 23 Component Video
- 24 Audio In (Component Video)
- 25 RS232
- 26 S-Video
- 27 Composite Video
- 28 Audio In (S-Video & Composite)
- 29 +12v Trigger
- 30 +12v Trigger
- 31 Kensington™ Lock
- 32 Security Bar



### Exceptional Connectivity / Multiple Terminals



**Optoma Europe Ltd.**  
42 Caxton Way, Watford Business Park, Watford, Hertfordshire, UK. WD18 8QZ

[www.optoma.eu](http://www.optoma.eu)



<sup>1</sup>Brightness and lamp lifetime will vary depending on selected projector mode, environmental conditions and usage. As is common with all lamp based projectors, brightness will decrease over the lamp lifetime. <sup>2</sup>Typical lamp life achieved through testing. Will vary according to operational use and environmental conditions. <sup>3</sup>Optoma guarantees that in normal use, Optoma DLP® colour quality will be indistinguishable from when new. Exclusions: (a) Guarantee is voided if the projector is subject to damage through misuse. (b) Guarantee may be void in industrial or commercial entertainment environments where dust or smoke is excessive (c) Guarantee will not apply if lamp brightness is below 50% due to wear or if the projector is not working due to other faults. (d) Over time worn lamps within all projector types will show a slight colour variance. Copyright © 2012, Optoma Europe Ltd. All other product names and company names used herein are for identification purposes only and may be trademarks or registered trademarks of their respective owners. Crestron®, the Crestron and RoomView® logo are registered trademarks of Crestron Electronics, Inc. Errors and omissions excepted, all specifications are subject to change without notice. DLP®, BrilliantColor™ and the DLP logo are registered trademarks of Texas Instruments. All images of products are for representation purposes only. Whilst every care is taken to provide accurate images of our products, actual products may differ slightly. Some product images may have been digitally altered by us to add an Optoma logo to the front panel. Optoma reserves the right to amend or alter actual product or product images without notice. Some images may be simulated.