







## EW605ST

DLP® Projector

-  Widescreen 60" image from just 68cm away
-  Shadow-free images on interactive whiteboards
-  Bright images, vivid colours – 3100 ANSI Lumens
-  3D Ready technology – DLP®-Link™ enabled
-  Environmentally friendly design – less than 1W standby mode
-  Optoma EW605ST filter-free design – reduced maintenance costs

Engaging **widescreen**  
**3D** projection in the  
**smallest** of spaces



## 3D projection in the smallest of rooms with the widescreen, HD Ready EW605ST

Engage and present to your audience without shadows and screen glare with the Optoma 3100L, widescreen WXGA short throw, 3D Ready EW605ST projector. Perfect for installations with interactive whiteboards, the EW605ST is designed to display bright, rich, colourful, crystal-clear images for projection both the education and business environments.

The environmentally friendly EW605ST has energy saving features including less than 1W standby mode and auto power off, saving you both time and money. Long lamp-life of 4000hrs combined with our unique Optoma Colour guarantee ensures hassle-free, long-lasting projection.

### PERFECT FOR TEACHING ✓

Maximise space in the classroom for teachers and students. The teacher can stand close to the interactive whiteboard without having the intense light from the projector shining directly into their eyes.

### 3D READY FOR THE CLASSROOM ✓

Engage and inspire your students with 3D lessons in Biology, Maths, Geography and many more.

### SAVES MONEY ✓

DLP® ensures lower total cost of ownership, Crystal-clear graphics and improved reliability compared to other technologies.

#### Up to 4000 hours lamp life

Fewer lamp replacements = lower running costs.

#### Filter-Free

Designed without filters for hassle-free operation.



### ENERGY EFFICIENT = ENVIRONMENTALLY FRIENDLY ✓

Running costs are reduced thanks to reduced power consumption and standby mode less than 1W. When the projector is no longer required in the classroom it will automatically turn off, saving energy and prolonging the life of the lamp.

### SECURE ✓

Kensington™ Lock, security bar and password protection act as a theft deterrent by preventing unauthorised use. Keypad lock prevents unauthorised adjustments and ensures the projector can only be controlled via the remote control.

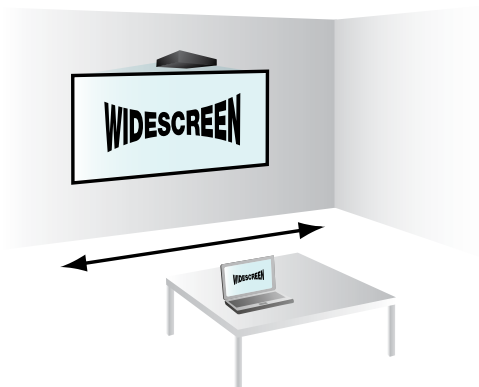
## SHORT THROW LENS

The EW605ST can project an impressive 60" diagonal image from just 68cm from the screen. Standalone or wall mounted, the EW605ST eliminates shadows on the screen and allows you to present with ease.



## THE DIFFERENCE IS WIDESCREEN

The EW605ST is the perfect companion for widescreen laptops. Your presentations will appear as sharp and detailed as they do on your widescreen laptop in WXGA (1280 x 800). WXGA resolution gives 30% more pixels than XGA.



## BRIGHT, DETAILED & COLOURFUL PROJECTION

Grab your audience's attention with bright, vivid projected images thanks to the BrilliantColor™ technology incorporated within the EW605ST.

Once you've purchased an Optoma DLP® projector, we guarantee that the colours, compared to other leading technologies, will not fade for a minimum of 5 years.

Preset display modes allow you to achieve a perfect image on a variety of surfaces including screens and interactive whiteboards.



## CLEAR, FOCUSED IMAGES

Lessons in the classroom and presentations in the boardroom demand sharp, flawless images. DarkChip3™ technology from Texas Instruments produces a stunning 3000:1 contrast ratio for pin sharp graphics and Crystal-clear text. Crisper whites & ultra-rich blacks make images come alive and text easier to read.



## RS232 CONTROL

The extensive RS232 command set makes it simple and easy to control the EW605ST with any RS232 control system.

**AMX Compatibility** – Dynamic Discovery Protocol is incorporated into the EW605ST. This feature allows for easy installation with AMX control systems.

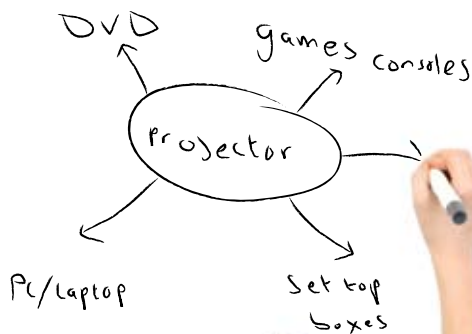


## EXTRA FEATURES

- **Direct power on** - start up time is significantly reduced as standby mode is bypassed when the power cable is inserted into an active power outlet. This eliminates the need to use the 'Power' button on the remote control or the projector keypad.
- **Auto power off** - if after a pre-determined time the projector does not receive a signal, it will turn itself off automatically, conserving power and extending the life of the lamp.
- **Keypad lock** - once enabled, prevents unauthorised adjustments ensuring the projector can only be controlled via the remote control.

## CONNECT WITH EASE

The EW605ST easily connects to multiple devices such as DVD players and games consoles. Powerful 10W speaker, loud enough for an average classroom or meeting room eliminating the need for costly external speakers. Simply connect, power up and project for the big screen viewing experience.



## SAVING MONEY

Virtually Maintenance FREE = Lower Total Cost of Ownership

EW605ST provides lower cost of ownership, longer life and improved reliability. The filter-free projector design does not require regular filter cleaning or filter replacement, saving you time and money.



## CARING FOR THE ENVIRONMENT

The EW605ST incorporates energy saving features to conserve power and extend the lamp life:



To achieve the maximum 4000hrs<sup>2</sup> lamp life time the projector should be operating in STD mode and the shut down timer should be enabled to automatically switch off the projector if it is accidentally left on when no longer required.



Optoma's low energy standard mode cuts ALL standard power consumption in half, enabling environmentally friendly power management and lower cost of ownership. It takes less than 10 seconds for the projector to power up and shutdown, saving both time and energy.



## DISCOVER THE ADVANTAGES OF TEACHING IN 3D!



### INSPIRE YOUR STUDENTS

Teaching in 3D is the latest innovation in education technology, opening up new avenues of learning for both educators and students alike. Engage and inspire your students with lessons taught in 3D – explore the world, travel through space, see inside the body and bring new ideas to life. Optoma 3D projectors take teaching to a whole new level of immersion and enjoyment... at no extra cost!

### HOW DOES 3D WORK?

Using the inherent speed of DLP® technology, Optoma 3D Ready projectors can output video and images at an astonishing rate of 120Hz, allowing you to show full screen, full colour, stereoscopic 3D.

The 3D effect is generated by splitting this signal into two standard video streams, one for each eye. Using DLP® Link™ technology, the 3D glasses synchronise with the image on screen to filter each stream to the correct eye. Your brain then combines the two streams to make them jump into life.



### WHAT YOU NEED

1. Optoma EW605ST
2. Optoma ZD101 3D Glasses
3. Quad-buffered graphics card (installed in a PC) and 3D educational software

For more information please visit [www.optoma.eu/3deducation.aspx](http://www.optoma.eu/3deducation.aspx)



The 3D features of Optoma projectors can only be used with compatible 3D content. Typical applications include use with 3D educational or 3D design and modelling systems. See website for updates.

## EW605ST SPECIFICATIONS

Native Resolution	WXGA 1280 x 800	
Display Technology	Single 0.65" WXGA DC3 DMD chip DLP® Technology by Texas Instruments	
Brightness - BRIGHT mode <sup>1</sup>	3100 ANSI Lumens	
Contrast	3000:1	
Noise Level	29dB (STD mode)	
Lamp Life <sup>2</sup>	4000/3000 (STD/BRIGHT mode)	
Projections Lens	F Number	2.8
	Focus Length	7.35mm
	Focus / Zoom Type	Manual Focus / 2.0x Digital Zoom
	Throw Ratio	0.52:1 (Projection Distance: Image Width)
Projection Distance	0.5 - 2.5m	
Image Size	1.13 - 5.67m (44.64" - 223.21") Diagonal 16:10	
Offset	112.4% ±5%	
Weight / Dimensions (W x D x H)	3.1 kg / 306 x 243 x 113mm	
Remote Control	Full function remote with direct source selecting	
INPUTS	2 x 15 Pin D-Sub VGA (SCART/Component via adaptor)	
	S-Video 4 Pin Mini Din	
	Composite RCA	
	3.5mm Audio Mini Jack - Audio computer & video inputs	
USB (remote mouse)		
CONTROL	RS232 - 3 Pin Mini DIN	
OUTPUT	3.5mm Audio Mini Jack	
	15 Pin D-Sub VGA	
	[Supported through VGA 1 only. Operation during standby mode - ECO standby must be set to off]	
Audio	2W Speaker	
Aspect Ratio	16:10 Native, 16:9/4:3 Compatible	
Keystone Correction	± 40° Vertical	
On Screen Display	19 Languages: English, German, French, Italian, Spanish, Portuguese, Polish, Dutch, Russian, Finnish, Swedish, Greek, Norwegian/Danish, Hungarian, Czech, Turkish, Farsi, Arabic & Romanian	
Compatible Resolutions	UXGA, SXGA, WXGA, HD, XGA, SVGA	
Video Compatibility	PAL SECAM 576i/p, NTSC 480i/p, HD 720p/1080i/1080p	
Uniformity	85%	
Displayable Colours	1.07 Billion	
Horizontal Scan Rate	15 - 91KHz	
Vertical Scan Rate	25 - 85Hz (120Hz for 3D)	
Power Supply	100 - 240V, 50 - 60Hz	
Power Consumption	295W BRIGHT mode < 1W Standby mode	
	250W STD mode < 1W Standby mode	
Operating Conditions	Operating: 5 - 40°C, 85% Humidity (Max), 3000m Altitude (Max)	
Security	Security Bar, Kensington™ Lock Port, Password Protection	
Standard Accessories	Lens Cover, AC Power Cord, VGA Cable, Full Function Remote, Batteries x 2, Quick Start Guide, CD User Manual, Warranty Card, WEEE Card	
RoHS	Compliant	
Lamp Warranty	6 months or 1000 hours - whichever comes sooner	
Warranty	Warranty may vary by country. Please see <a href="http://www.optoma-europe.com">www.optoma-europe.com</a> or ask your local supplier for details	
Colour Guarantee <sup>3</sup>	5 Years	
3D Support	120Hz frame sequential 3D for resolutions up to 720p. 60Hz field sequential 3D for resolutions up to 480i	
3D Viewing	Requires Optoma DLP® Link™ active shutter glasses - sold separately	
3D Compatibility	The 3D features of Optoma projectors can only be used with compatible 3D content. Typical applications include use with 3D educational or 3D design and modelling systems. See website for updates.	

### Optoma Accessories

#### Projector Wall Mount - Part number: OPCWM835



Wall mount for the EW605ST  
Telescopic mount with height adjustment plate for versatile installation.  
Maximum projector image of 110" diagonal with the EW605ST.

#### Lamp - Part number: 23.8BW15G004



Optoma genuine lamp modules are designed and tested to work specifically with your Optoma projector to ensure quality, good performance and longevity.

### Optoma Europe Ltd.

42 Caxton Way, Watford Business Park, Watford, Hertfordshire, UK. WD18 8QZ

[www.optoma.eu](http://www.optoma.eu)

<sup>1</sup>Brightness and lamp lifetime will vary depending on selected projector mode, environmental conditions and usage. As is common with all lamp based projectors, brightness will decrease over the lamp lifetime. <sup>2</sup>Typical lamp life achieved through testing. Will vary according to operational use and environmental conditions. <sup>3</sup>Optoma guarantees that in normal use, Optoma DLP® colour quality will be indistinguishable from when new. Exclusions: (a) Guarantee is voided if the projector is subject to damage through misuse. (b) Guarantee may be void in industrial or commercial entertainment environments where dust or smoke is excessive (c) Guarantee will not apply if lamp brightness is below 50% due to wear or if the projector is not working due to other faults. (d) Over time worn lamps within all projector types will show a slight colour variance. Copyright © 2012, Optoma Europe Ltd. All other product names and company names used herein are for identification purposes only and may be trademarks or registered trademarks of their respective owners. Crestron®, the Crestron and RoomView® logo are registered trademarks of Crestron Electronics, Inc. Errors and omissions excepted, all specifications are subject to change without notice. DLP®, BrilliantColor™ and the DLP logo are registered trademarks of Texas Instruments. All images of products are for representation purposes only. Whilst every care is taken to provide accurate images of our products, actual products may differ slightly. Some product images may have been digitally altered by us to add an Optoma logo to the front panel. Optoma reserves the right to amend or alter actual product or product images without notice. Some images may be simulated.

## EASY TO USE REMOTE CONTROL

### EW605ST Remote Control


- 1 Remote Mouse
- 2 Page Up/Down control
- 3 Vertical Keystone Correction
- 4 Volume Control
- 5 Brightness Adjustment
- 6 3D Control
- 7 Direct Input Source Selection
- 8 AV Mute



### EW605ST Connections

- 9 USB (Remote Mouse)
- 10 VGA Out
- 11 VGA 1- SCART & Component
- 12 S-Video
- 13 Composite Video
- 14 RS232
- 15 Audio In (VGA & Video)
- 16 VGA 2- Component
- 17 Audio Out
- 18 Kensington™ Lock
- 19 Security Bar

## Exceptional Connectivity / Multiple Terminals



### EW605ST Projection Distance 0.5 - 2.5m (16:10 Aspect Ratio)

Projection Distance (m)	Horizontal Image Size (m)	Vertical Image Size (m)	Diagonal Image Size (m)	Diagonal Image Size (inch)	Image Offset (m)
0.50	0.96	0.60	1.13	44.64	0.07
0.60	1.15	0.72	1.36	53.57	0.09
0.70	1.35	0.84	1.59	62.50	0.10
0.80	1.54	0.96	1.81	71.43	0.12
0.90	1.73	1.08	2.04	80.35	0.13
1.00	1.92	1.20	2.27	89.28	0.15
1.10	2.12	1.32	2.49	98.21	0.16
1.20	2.31	1.44	2.72	107.14	0.18
1.30	2.50	1.56	2.95	116.07	0.19
1.40	2.69	1.68	3.17	125.00	0.21
1.50	2.88	1.80	3.40	133.92	0.22
2.00	3.85	2.40	4.54	178.57	0.30
2.50	4.81	3.00	5.67	223.21	0.37

For guide purposes only

EW605ST is capable of 16:9/4:3 aspect ratio projection. When projecting a 16:9/4:3 image the image sizes, screen height and offset information will differ from the above.

